



Orange City Elementary

Welcome to a School Year Unlike Any Other! September 2020

We'd like to take this opportunity to welcome you to another great school year. The staff has worked hard to help prepare for a school year that is definitely unique! Everyone including the custodial staff, the kitchen helpers, the aides and the teachers have had to plan and plan some more this fall. We continue to follow the advice of Community Health and are doing all we can to keep everyone well. We appreciate your grace and patience as we all navigate the new normal for now.

Our staff has seen several changes for this year. Mrs. Heather Hofmeyer has moved to 3rd grade with our large class and Mrs. Reba Marra has moved to 2nd grade from TK. Mrs. Tonya Moore Huss and Mrs. Mariah Bilby have joined our Special Education Department. We have also added three new aides; Mrs. Margie Kamstra, Mrs. Nicole Beltman and Mrs. Karen Owens. We are pleased to have these new additions join our group.

One of the highlights so far this year has been how well the students are following the unique guidelines with lunch and recess. As all young people do, they have adapted quickly and seem to have all of the new routines down already. One of the pluses we've seen already is how well the individual classrooms are interacting at recess. Because they are in a limited space and have only their classmates to play with, we have seen the best positive interactions at recess so far. They are being much more inclusive and kind to each other!


Again thank you for your patience and cooperation with our new guidelines this year. Please don't hesitate to contact us anytime throughout the year if we can help in any way.

Reading Strategies at Orange City Elementary

Dear Parents,

This year, we will continue our school-wide Reading Strategies. Our strategy program supports our work towards the district's reading goals as well as the district's reading initiative. These seven reading strategies have also been a part of our continuing staff development over the last school year. We will use the school newsletter to introduce each of the seven reading strategies so that you can help your child practice them at home.

We all know that learning often requires repeated practice of the same skill or strategy. It is our hope that children will be able to apply these strategies when reading at home and at school.



Making Connections While Reading

Our **first** reading strategy is *Making Connections While Reading*. Good readers make connections between new information being read and prior experiences. These connections generally take three forms:

- **Text-to-self** (when a piece of writing makes you think of your own life)
- **Text-to-text** (when a piece of writing reminds you of another piece of writing)
- **Text-to-world** (when a piece of writing reminds you of world knowledge)

Parents can help their child practice making connections by doing the following:

1. **Share the connections you make while** reading. Think out loud as you read together with your child. Statements might include, "I felt like the main character did when my best friend moved away in second grade." Highlight the connections you made while reading.
2. **When reading with your child at home, ask** him/her about connections when reading. After reading a passage together, ask "Does this remind you of any experiences you have had?" or "Does this remind you of another story you have read?"
3. **Take turns sharing connections aloud while** reading. Make sure that all the connections made help to improve understanding of the text.

Read with your child and make the CONNECTION!

The 3 R's at Orange City Elementary

Years ago the three R's in school were reading, 'riting, and 'rithmetic. Now the three R's at OC Elementary are our three building rules. The teaching staff spent some time at the beginning of the year explaining the building rules so ask your children if they can name the three rules.

The first rule is respect yourself and deals with the students coming to school every day ready to learn. Ready to learn was explained to the students as consisting of dressing appropriately, eating breakfast, and coming to school happy. All three of these things are reflective of children who respect themselves.

The second rule is respect others. This is the Golden Rule and needed little explanation as most of the students were all familiar with this rule.

The third rule is responsibility for your actions and consists of saying you're sorry when you make a mistake, not repeating the same mistake twice, and realizing that consequences are involved when we make a mistake.

Parents, please take time to review these rules with your children. These new 3 R's will ensure that everyone knows the expectations here at OC Elementary. Thank you!

3 Rules at Orange City Elementary

1. Respect yourself
2. Respect others
3. Responsibility for your actions

Dates to Remember in September

September 7th

Labor Day – No School

September 4, 11, 18, 25

Early outs-1:15 pm dismissal

September 10th

5th grade Instrument Display 6:45-9 pm

September 11th

School Pictures– TK-5th Grade

Check Us Out On the Web:

www.mocfv.org

Phone Number:

737-4606

Fax Number:

737-8006

Enrollment Numbers for 2020-21

Transitional Kindergarten 22

Kindergarten 76

First Grade 70

Second Grade 69

Third Grade 73

Fourth Grade 62

Fifth Grade 72

Total= 446

Beginning of the Year Information

Thank you for helping us adapt to our new routine to start the day here at Orange City Elementary. By using multiple entrances we have been able to keep students apart as much as possible. We appreciate the town students and walkers entering as close to 8 am as possible to help mitigate the morning traffic.

To help keep students safe we ask that if you park on the west side of Delaware Avenue or the north side of 1st Street SW to PLEASE walk across the street to get your child. Although it is one way traffic before and after school we cannot have students crossing the street by themselves. If you are unable to walk them across please make sure they use the crosswalks that are available.

If you need to drop off anything for your child at school please use the north main entrance and we will buzz you in. There is a table in the lobby and you can simply write your child's name and classroom on the Post-It notes and we will get the item to your child.

Our minimum lunch payment is \$20. Please include your child's name on the check. Please note that student lunches cost \$2.00 each day. On average \$45.00 will cover student meals for one month.

September 2020

Parents Make the Difference!

Read Aloud to Build Listening, Memory Skills

Even if your child knows how to read, continue reading aloud to her. Reading aloud not only gives you important quality time with your child it exposes her to ideas, concepts and vocabulary she might not get otherwise.

Each time you read aloud, you add to her storehouse of knowledge and build her reading comprehension skills.

To boost her vocabulary skills as you read, define words your child doesn't know. Ask if she can think of words that have similar or opposite meaning.

See if she can figure out the meaning of an unknown word by how it's used in a sentence. Give examples of how the word might be used in another context. For example, note how a stop sign is different from when you sign your name.

As you read, you can work on other skills:

- **Listening and Speaking Skills** - After reading a passage, have your child tell you what she heard. Ask specific questions- What did . . . Do? Why? Where . . .?

How . . .?

- **Memory** - Don't just start reading where you left off in a book the night before. First ask your child if she remembers where you were in the story.

- **Word Recognition** - Stop at points in the story. Ask your child to read a sentence or two to you. Help her sound out new words. Then have her read the sentences again.

How do other parents discipline their children?

It's happened again. Your child had a meltdown in the grocery store. Or the teacher called to say he lost his temper on the playground.

How do other parents get their kids to behave? They know that discipline is really a matter of being consistent. They work with their children to set clear rules. They make sure their kids know what happens if the rules are broken. Then they follow through-every time. Here are some other tips on helping your kids behave:

- **Help your child see why rules matter.** Talk about school rules, and let your child know you support them.
- **Listen to your child.** If he has problems try to work them out together.
- **Make sure your behavior matches the behavior you want to see in your child.**

Building Responsibility

Each day, you may do things for your child that he can now do himself. Perhaps you still pack your fifth grader's lunch or make your second grader's bed.

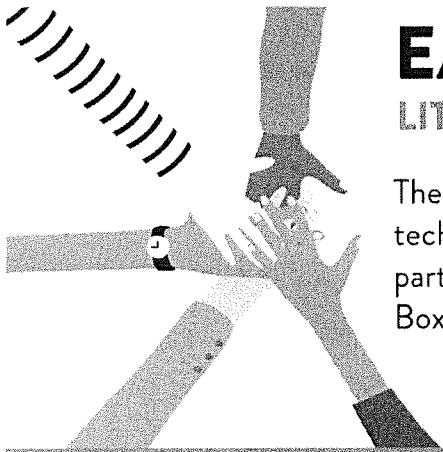
Not only are you spending your time, but you are also keeping your kids from taking responsibility. Make a list of things you do for your child. Decide on one task you think he could do by himself.

Teach him what he needs to know to do the task by himself. Then turn the task over to your child. You'll be giving him a helping hand on the road to maturity.

Teach the Importance of Treating Others with Respect

To help your child make friends, model the qualities that make it possible to attract and keep friends. Be kind to your child and others. Don't gossip about your friends. Be available when your friends need help. Also teach your child to:

- **Be polite.** Say "excuse me," "I'm sorry," "Please" and "Thank you."
- **Be a good sport.** Look out for the welfare of his entire team, not just himself.
- **Be assertive.** Stand up for what's right, without being aggressive.
- **Spend some time alone.** Kids who enjoy their own company don't always need to be the center of attention.




EARN CASH FOR YOUR SCHOOL


LITTLE BY LITTLE WE CAN MAKE A BIG DIFFERENCE.

The Box Tops mobile app uses state-of-the-art technology to scan your store receipt, find participating products and instantly add Box Tops to your school's earnings online.

LOOK
FOR THE
LABEL:



HERE'S HOW IT WORKS:




BUY BOX TOPS PRODUCTS

You can find Box Tops on hundreds of products throughout the store.



SCAN YOUR RECEIPT

Use the app to snap a photo of your receipt within 14 days of purchase.




EARN CASH FOR YOUR SCHOOL

Box Tops earnings are identified and automatically updated online.

SHOPPING FOR GROCERIES ONLINE?

You can still earn Box Tops for your school with your e-receipt!
See how at BTFE.com/emailgroceryreceipts



BOX TOPS CLIPS

You may occasionally find an old Box Tops clip on packages in stores. **You can still clip them and send them to school**, as long as each clip has a valid expiration date.

SEE PRODUCTS & LEARN MORE ABOUT
THE BOX TOPS APP AT BTFE.COM

DON'T HAVE THE BOX TOPS
APP YET? DOWNLOAD IT NOW:



September 2020

Sun	Mon	Tue	Wed	Thu	Fri	Sat
		1	2	3	4 Early Dismissal 1:15 PM	5 Mrs. Vander Berg's Birthday
6	7 No School Labor Day	8	9	10 Mrs. Riskedahl's Birthday	11 Early Dismissal 1:15 PM School Picture Day	12
13	14	15	16	17 Mrs. De Jong's Birthday	18 Early Dismissal 1:15 PM	19
20	21	22	23	24	25 Early Dismissal 1:15 PM	26
27	28	29	30	1 October	2 Early Dismissal 1:15 PM	3